




## WAREHOUSE ORGANIZATION ideas



[modula.com](http://modula.com)

## LOTS OF IDEAS FOR WAREHOUSE REORGANIZATION: QUICK SOLUTIONS AND STRUCTURAL UPGRADES



The unprecedented rise of eCommerce in the last years has led to a rapid growth of the average warehouse space.

**TO KEEP UP WITH DEMAND, THE US BUSINESSES WILL NEED 330 MILLION SQUARE FEET OF ADDITIONAL WAREHOUSE SPACE BY 2025.**

With the growing inventories and spaces, warehouse managers will need to invest in smart systems.

Here are 10 warehouse organization ideas, from easy fixes to structural updates that can save as much as 90% of your usable space.

Explore Modula's warehouse storage solutions!



## WHY INVEST IN WAREHOUSE ORGANIZATION? 3 SCIENTIFIC REASONS

Numerous studies have confirmed the correlation between our physical and mental wellbeing and our living or working environment.

Let's look at the research and case studies that show how issues in warehouse organization affect employee satisfaction, productivity and, consequently, revenue.

### 1. EMPLOYEE SATISFACTION

A review published by Public Health England showed that a **disorganized physical environment hinders creativity and can lead to job dissatisfaction.**

The same review found that **improving your employees' physical environment can even reflect on your employer brand.**

Besides motivation, well-organized warehouses are safer as they reduce the risk of workplace injury. Better warehouse organization improves your employees' safety and motivation, lowers your turnover rates and even increases the chances of attracting top talent.



## 2. PRODUCTIVITY

Princeton University Neuroscience Institute conducted a study **to demonstrate how clutter influences the ability to concentrate and process information.**

The research showed that clutter overburdens the brain with stimuli and distracts attention from the task at hand.

Another study conducted by the National Institute of Mental Health used functional Magnetic Resonance Imaging to examine the effects of visual clutter on brain function.

It showed that disorganised **spaces can affect the brain's responsiveness and suppress its performance.**

### HOW THIS AFFECTS YOUR EMPLOYEES' PRODUCTIVITY?

Working in disorganized spaces, **people are more prone to making mistakes**, become slower and tire easily — all of which directly affects your productivity.

## 3. REVENUE

While some warehouse organization ideas and solutions may take a substantial amount of effort or investment to implement, they are likely to more than make up for it by sealing the above-listed revenue leaks and increasing efficiency.



**INVESTING IN A HEALTHY AND SAFE WAREHOUSE ENVIRONMENT AS WELL AS EMPLOYEE SATISFACTION PAYS OFF**

## HOW TO ORGANIZE A WAREHOUSE

Once you identify your reasons to improve your warehouse organization, it is time to act.

### **TO DETERMINE THE SCALE OF THE WORK AHEAD AND THE STEPS TO TAKE:**


to improve your warehouse organization, start by studying the floor plans vertically and horizontally

#### **1. STUDY YOUR FLOOR PLANS**

**Evaluate the space you have against the space you need.**

Is clutter the result of special constraints or utilization?

Also consider the flow among your rooms, including hallways and all the nooks and crannies. Your goal is to guide the people and the goods seamless through their stations, so try to identify any obstacles to their movements, or possible segmentations to reduce collisions.



#### **2. THINK HORIZONTALLY AND VERTICALLY**

To maximize the utilization of available space, **observe your warehouse horizontally and vertically.**

- Do you have any **dead corners** or **empty slots**?
- Are your **shelves** wide and **tall enough** to accommodate the items without excessive empty space?
- Do your **shelves** run up to the ceiling or stop mid-way?
- If you were to run your shelves all the way up, **what type of assistance** would your employees require to handle the top-shelves?
- What kinds of goods would be able to store there (**maximum weight capacity**)?

#### **3. INTERVIEW YOUR TEAMS**

Your employees are the best source of warehouse optimization insights. Ask them to identify their pain points as well as share ideas for improvement.



#### **4. VISIT OTHER WAREHOUSES**

**Learn from your peers and competitors.**

From the most advanced warehouse organization technology to small hacks, your peers can provide a wealth of ideas and inspiration.

#### **5. CONSULT EXPERTS**

**Modula has been a global leader in developing innovative warehouse organization solutions.**

Our experts are here to provide guidance and solutions to your storage requirements.

## EASY-TO-IMPLEMENT WAREHOUSE ORGANIZATION TIPS FOR QUICK GAINS

**IF YOU NEED QUICK AND EASY FIXES TO ORGANIZE YOUR WAREHOUSE SPACE, HERE ARE 10 TIPS TO GET YOU STARTED.**

A detailed labelling system can help your teams identify the contents of each box faster

### 1. ASSIGN CONTAINER TYPES TO CATEGORIZE INVENTORY

#### WHY?

To identify and retrieve the product types you need in a quick scan of the warehouse.

#### HOW?

Arrange all your inventory in boxes or containers of suitable sizes or materials. Take into consideration the possible risk of wetness and condensation and make sure to select waterproof options if needed.

### 2. DEVELOP A DETAILED LABELLING SYSTEM

#### WHY?

To obtain information about the contents immediately.

#### HOW?

Include the item name, quantity, and the expiration date (if applicable) on each box or container. You can also use barcoding to track the stored goods.



### 3. CREATE A SHELVING HIERARCHY

**WHY?** To make the most frequently circulated items more accessible.  
**HOW?** Place the packages and even the supplies your teams use regularly within their reach, so they require no bending, stretching or ladders. This will push the less used items higher up or further back in your shelving plan.



### 4. CREATE SIGNAGE TO IMPROVE ORIENTATION AS WELL AS EMPLOYEE SAFETY

**WHY?** To help your teams navigate large spaces easily as well as to help them stay alert of the hazards and exit zones.  
**HOW?** Place paper or electronic signages, much like those in large grocery and department stores, to help your teams find their way to the isles and stations they are looking for in large warehouse spaces. Use signages also to indicate potential risks such as slippery floors and difficult-to-spot stairs, and point to the nearest exits.



### 5. DISTRIBUTE MAPS

**WHY?** To help teams navigate the premises. This is particularly useful if you hire seasonal staff.  
**HOW?** Take inspiration from large shopping malls and their welcome boards with floor plans that help find the exact store(s) you are looking for. Map out your warehouse to reduce productivity loss on the account of your employees getting lost. Place maps at each unit's entry point and even distribute the pdf versions to your workforce via email.



### 6. MAKE WAREHOUSE ORGANIZATION EVERYBODY'S RESPONSIBILITY

**WHY?** To ensure everyone contributes to maintaining your shared space organized.  
**HOW?** Hold regular trainings to remind new employees on the importance of good organization. Highlight the benefits they stand to gain such as greater workplace safety, their own and their teams', healthier work environment and greater job satisfaction.



### 7. RUN REGULAR WAREHOUSE ORGANIZATION AUDITS

**WHY?** To make these fixes sustainable and continuously optimize your space.  
**HOW?** Schedule monthly or quarterly warehouse organization audits. Identify the task owners, interview employees, check in with HR on any incident reports and pull other data to generate insights to support further improvements.



To see real change in your warehousing efficiency, **you will want to think beyond labelling and maps.**

Human error and long lead times are some of the largest setbacks in operating large-scale warehouses – ones that storage automation resolves.

**In this section, we look at two of Modula's storage solutions that have helped companies like Audi, Biotec and Dessault Falcon Jet improve their warehouse organization by**

- Eliminate the need for forklifts and weight zeroers
- Maintaining specific temperature ranges
- Browsing 20,000 items to help the operator find just the one they were looking for in one click.

Read these Case Studies



## LIFT

Up to 16,1 m  
90.000 kg

## 8. VERTICAL STORAGE SOLUTIONS

Modula Lift, for example, can use every inch of a warehouse's height to optimize the space utilization.

Modula Vertical Lifts come in different shapes and sizes to accommodate your storage needs

The internal trays with capacity up to 990 kg keep your documents, goods or spare parts safe from damage or theft and easily are accessible at one click of a button, eliminating the need for expensive gear and strenuous physical effort.

A motorized central elevator moves the desired items and delivers them to the operator while your warehouse stays orderly and clean from piled up boxes and papers. Vertical storage systems have numerous advantages. They allow you to save up to 90% of your warehouse floorspace. In other words: you can move into smaller warehouses or nearly double your current capacity.

Another warehouse organization idea is to implement a horizontal or vertical carousel system.



## 9. HORIZONTAL STORAGE SOLUTIONS



### HORIZONTAL CAROUSEL

**Intensive picking  
up to 550 picking operations/hour**

**Modula Horizontal Carousel**, for example, is suitable for distribution and production areas which include intensive picking or when the ceiling height is insufficient for vertical storage solutions. Designed to be extremely ergonomic, the Horizontal Carousels can be used in areas with architectural issues and complex geometry.

It operates on horizontal rotation; as the operator "calls" a specific item, the carousel locates and rotates it from the depth of its shelf onto the surface.

**Horizontal Carousels can be arranged in groups of up to four**; as the operator picks the items from one of them, the others move and prepare the subsequent series of items, allowing up to **550 with drawals per hour per station**.

The automated warehouse solutions are completed with Warehouse Software Solutions which operates in real-time and comes with a user-friendly PC interface.

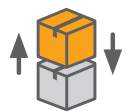
**Warehouse processes can be fast, easy and even fun – to the benefit of all: clients, employees and business owners alike!**

Consult Modula experts  
on warehouse organization



## RECAP ON WAREHOUSE ORGANIZATION IDEAS

- **Easy, small-scale organizational fixes will bring quick gains in productivity.** However, these are only as sustainable as they consistent.
- **Structural upgrades such as automated storage systems result in large, long-term gains.** While costly, they are sustainable and a nearly bullet-proof solution to your warehouse organization needs.



**FLEXIBILITY**



**SAVE TIME**



**RECOVER SPACE**



**DEDICATED SOFTWARE**




**WAREHOUSE SAFETY AND ERGONOMIC SOLUTIONS**



**IMPROVE EFFICIENCY**



**FAST ROI**



[modula.com](http://modula.com)